

## Early communication

### Grid set for early start of communication and eye gaze

These aim to be:

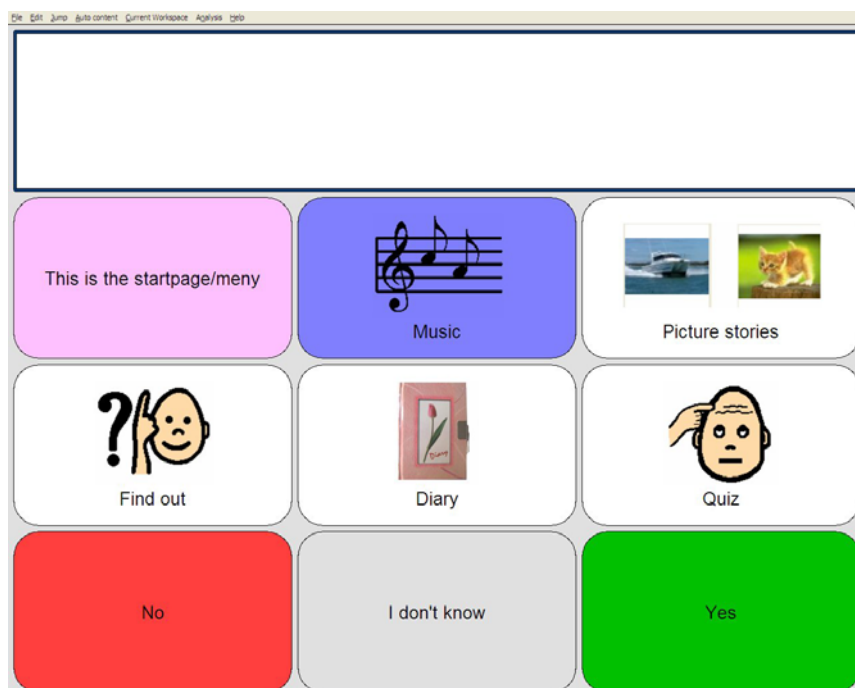
1. Communication stimulating
2. Useful for communication training and possible to gradually elaborate to a more complex use.
3. Useful for training of using the eye gaze system
4. Playful simple and motivating
5. Possible to adapt to the users skill level. The amount of cells/choices and the size of target must be individually adapted after the user's cognitive skills and eye gaze performance.

---

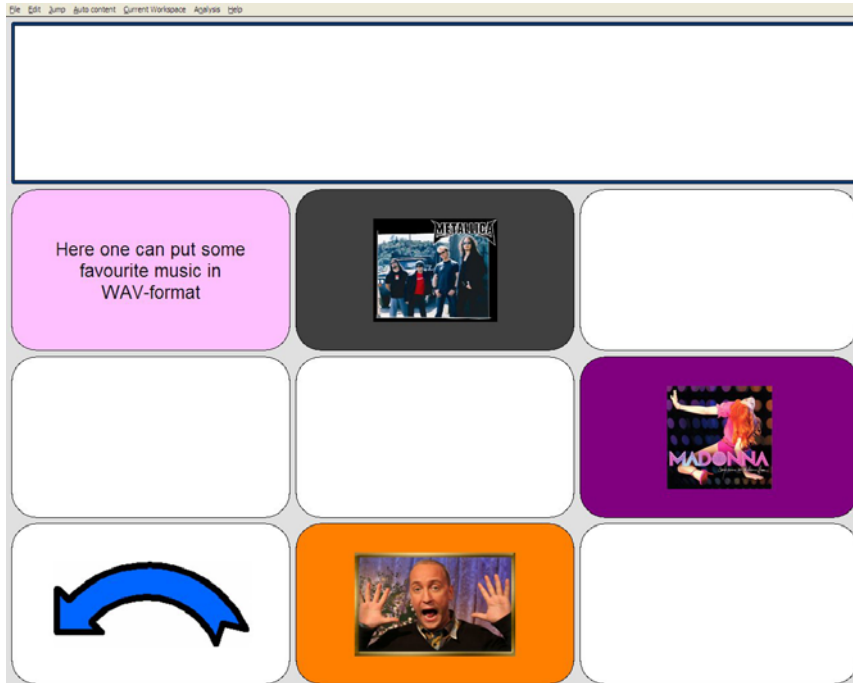
### How does the grid work?

This grid is a menu for different activities or topics. It is designed for a user on an early communication level with a recent introduction of the eye gaze system and communication software for augmentative and alternative communication (AAC). There is a lot of space intended for gradually developing a more advanced use. It is set to use speech synthesis, but digital speech can also be recorded and used.

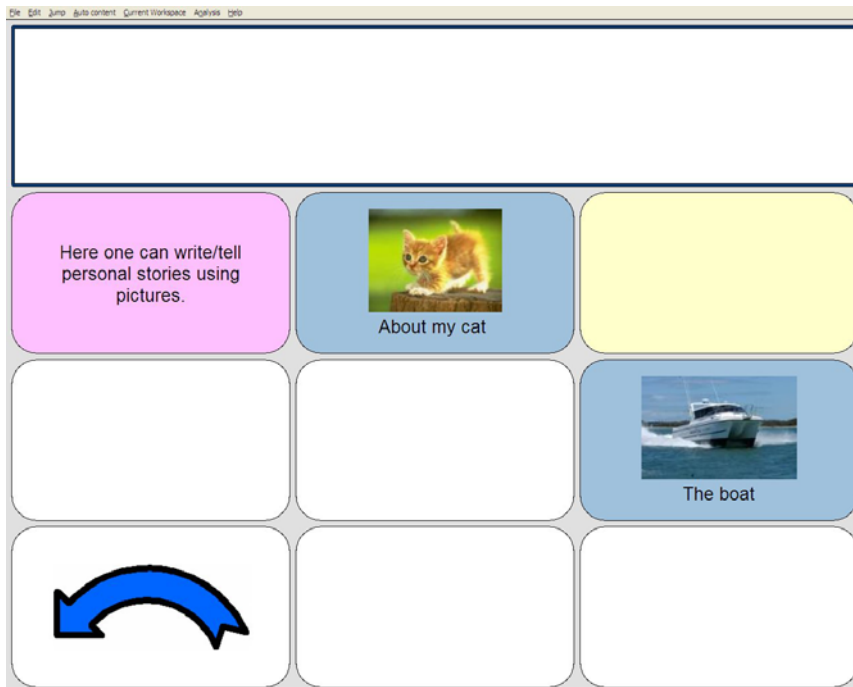
The user can chose between playing favourite music, telling stories with pictures, writing a simple diary or answer quiz-questions. The grid set also contains a question methodology and structure which the user with help from the communication partner can go through to solve misunderstandings or find out about things that the user has no communication means to explain. The menu includes the answers yes, no and I don't know.



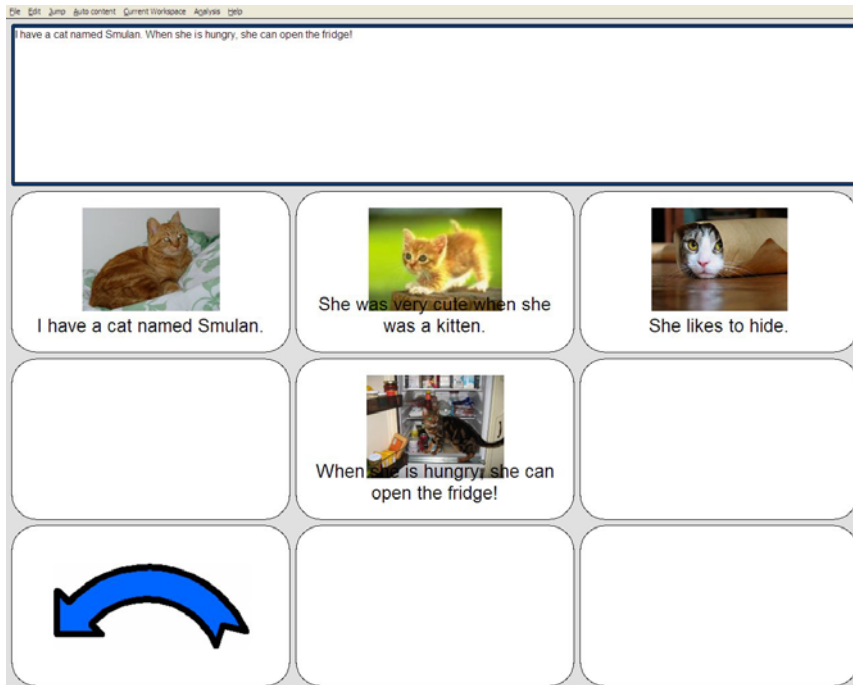
1. With this menu the different topics and activities below can be chosen.




2. Here the user can chose music. Either song by song or by linking each key to a new grid with the whole record. The downloadable grid does not contain music.



3. Here the user can chose to talk about two different topics. The topics must change regularly so it stays interesting for the user. The user can for instance talk about a vacation, weekend, movie or a friend.



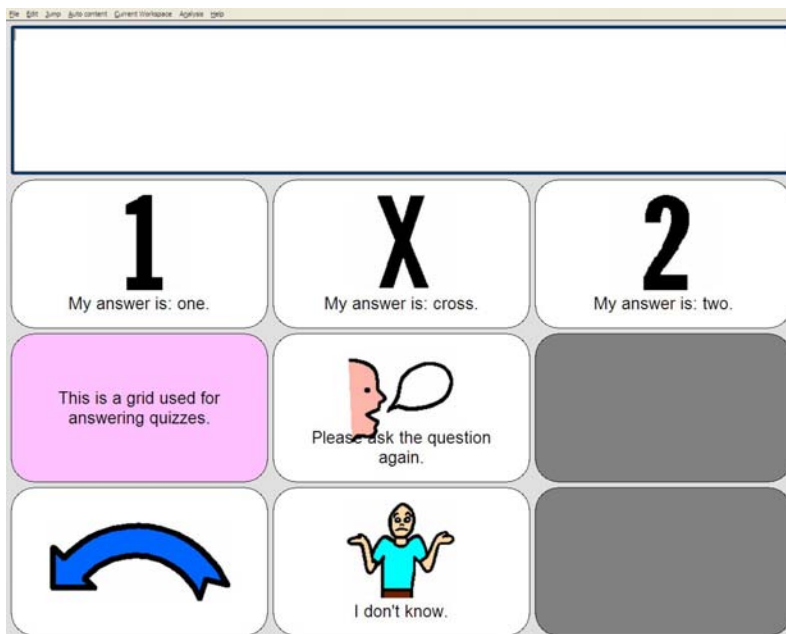
4. Here the user can talk about his/her cat.



5. Under the key "find out" there is a link of questions following an AAC methodology for solving misunderstandings or for finding out why the user is upset. This is led by the communication partner who asks questions in a predetermined order.



6. One grid contains a simple diary. The options have to be changed before each session so that they consist with what happened during the day.



6. With this simple grid the user can participate quizzes.

### How were these grids made?

It was made in The Grid 2, but this design can be created with other software.

### Download

This grid set can be downloaded from the COGAIN web site but can only be used if you have a licence or a demo version of The Grid 2.

[http://www.cogain.org/user\\_involvement/exemplars/social-communication/](http://www.cogain.org/user_involvement/exemplars/social-communication/)