

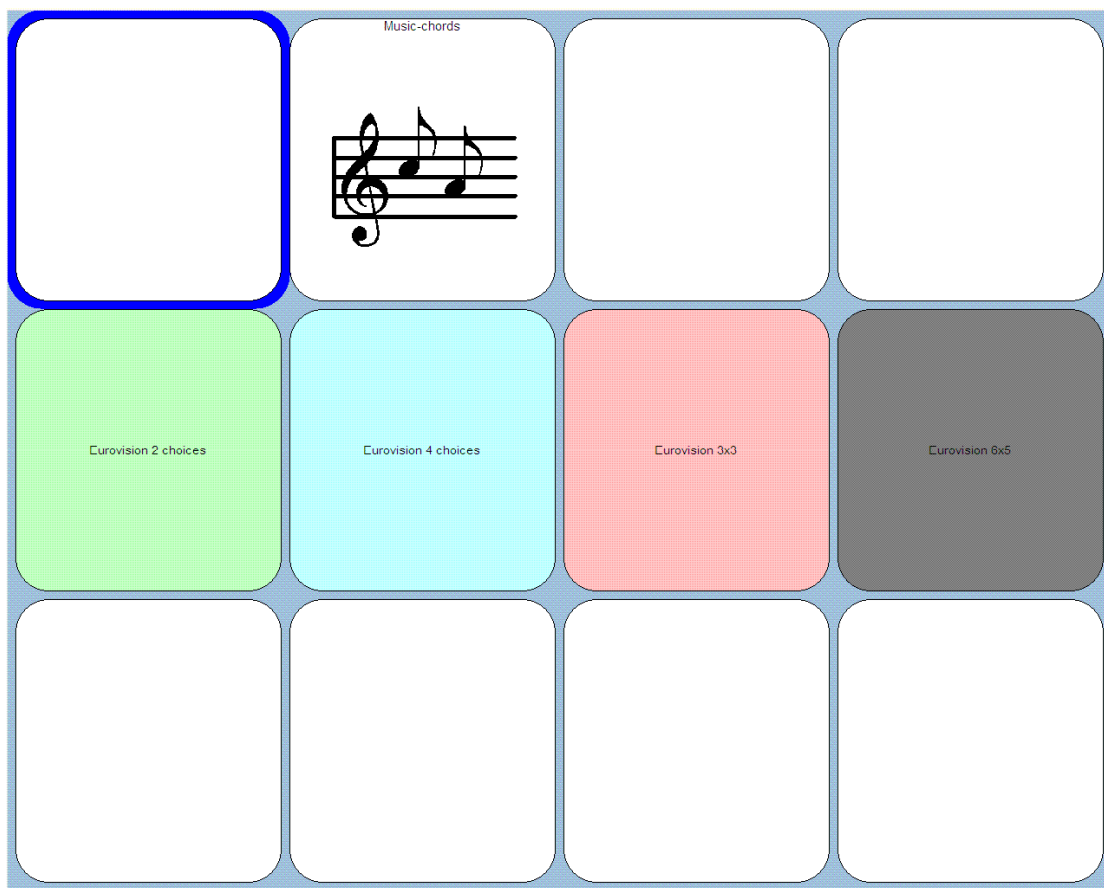
Examples of introductory activities

Musical grids

These grids aim to be:

1. Playful simple and motivating
2. Fail proof and suitable for assessment
3. Possible to adapt to the users skill level. The amount of cells/choices and the size of target must be individually adapted after the user's cognitive skills and eye gaze performance.

Music fits all ages and the grids are possible to change after the users' music preferences.



How does the grid work?


This grid is a menu for choosing music. In this case Guitar chords and Eurovision songs in four levels with varying difficulty. If you buy a record you can transfer the music to a suitable file type and put it in a communication software. Pictures of musicians are often easy to find on the Internet.

Musical Grids: Eurovision




How does the grid work?

This is a grid with Eurovision songs, two choices. The user starts the music by looking at the preferred one. As soon as he/she looks at another one, the music changes. When the user wants to listen to a complete song, he/she has to look somewhere off the computer screen or at the blank cell which gives the user a spot to “rest” at where there’ll be no action.



This is a grid with Eurovision songs, four choices.



This is a grid with Eurovision songs, seven choices. Here there is an empty cell in the middle so the user has a spot where she/he can “rest” the eyes while listening or deciding which song to choose.




This is a grid with Eurovision songs, 28 choices for users with better eye gaze recognition and cognitive skills. Here there is also an empty “resting spot” in the middle.

How were these grids made?

It was made in The Grid, but this design can be created with other software. This is just an example of design and a grid can not be downloaded.

Music for children:



How does the grid work?

This is a grid with Swedish children's music, for example music from Pippi Longstocking. If the child has a favourite record you can transfer the music in to a fitting file type. The pictures are easy to find on the Internet.



This is another grid with Swedish children's music with a few more choices

How were these grids made?

It was made in The Grid, but this design can be created with other software. This is just an example of design and a grid can not be downloaded.
